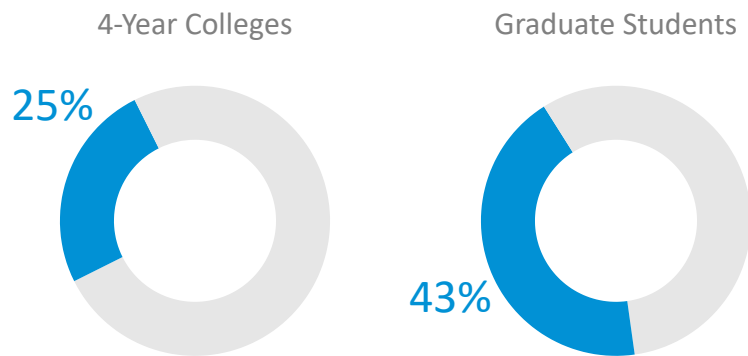


About Private, Nonprofit Colleges

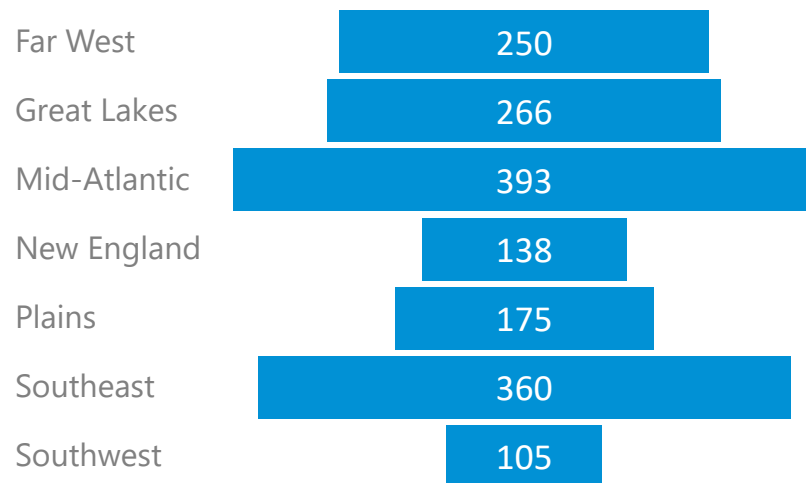
Institutions
1,700+

Students
5.2 Million

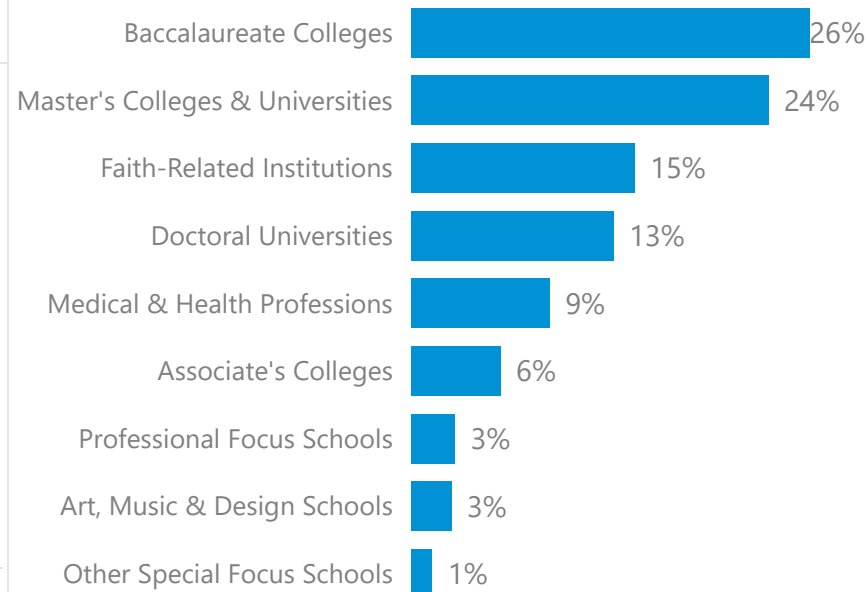
Private, Nonprofit Colleges
Share of Students, 2021-22



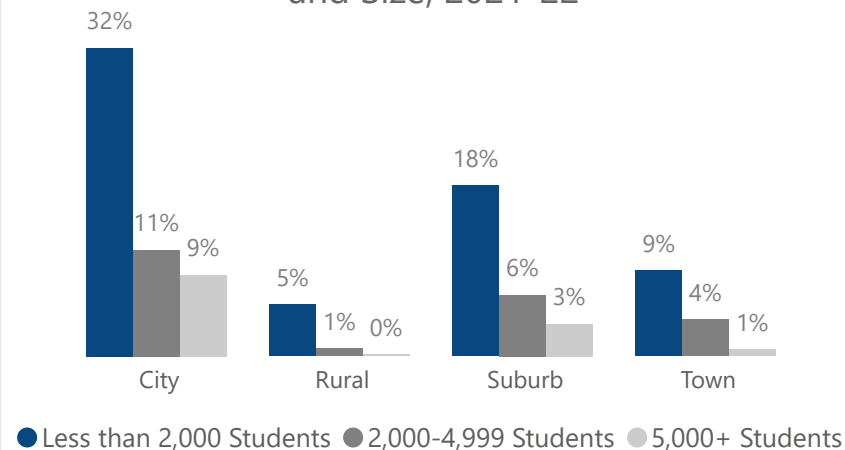
Private, Nonprofit Colleges
by Region, 2021-22



Private, Nonprofit Colleges by Classification,
2021-22



Private, Nonprofit Colleges by Location
and Size, 2021-22

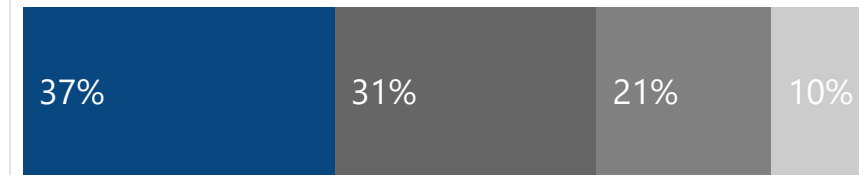


Median Endowment,
FY 2022

4-Year Private, Nonprofit
42.2M

4-Year Public
42.4M

4-Year Private, Nonprofit College
Endowment Distribution, FY 2022



● < \$25 Million ● \$25-\$99 Million ● \$100-\$499 Million ● \$500 Million +

Number of Private, Nonprofit
College Employees, Fall 2022

Full-time
865,179

Part-time
294,560

Sources: U.S. Department of Education, National Center for Education Statistics, IPEDS: 12-Month Unduplicated Enrollment, 2021-22; Institutional Characteristics, 2021-22; Finance FY 2022; Fall Staff, 2022.