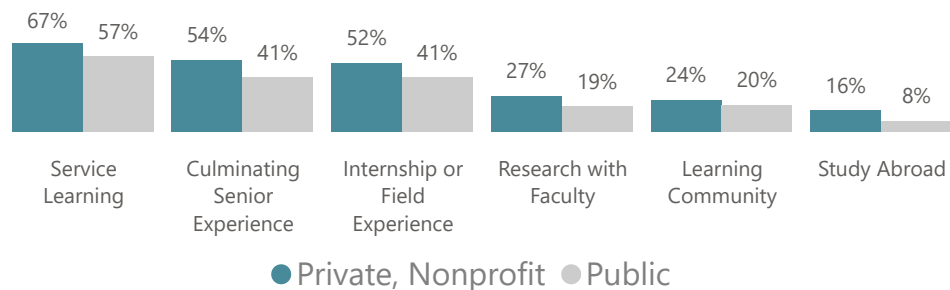
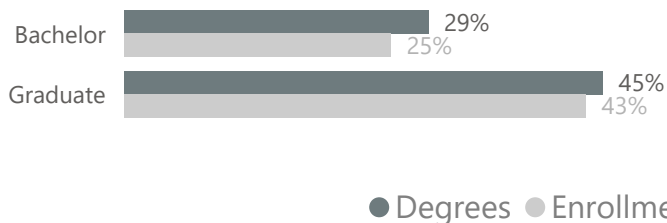


Private, Nonprofit Colleges Are **Effective**

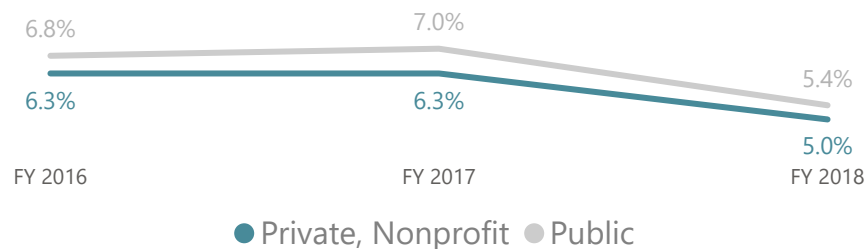
Share of Students with Impactful Experience, 4-Year Colleges, Spring 2021



Share of Degrees Awarded by Private, Nonprofit Colleges, 2021-22



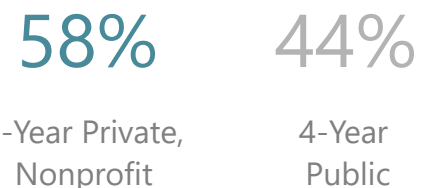
National Cohort Default Rates, 4-Year Colleges, Fiscal Years 2016-2018



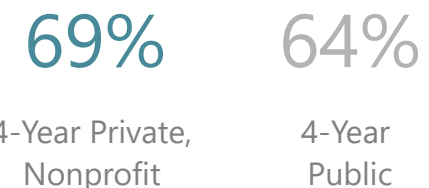
Share of Private, Nonprofit Colleges Offering Alternative Learning Options, 2021-22

- 81% Distance Learning
- 74% AP Credit
- 65% Dual Credit
- 43% Weekend/Night Classes
- 41% Life Experience Credit
- 50% Military Training Credit

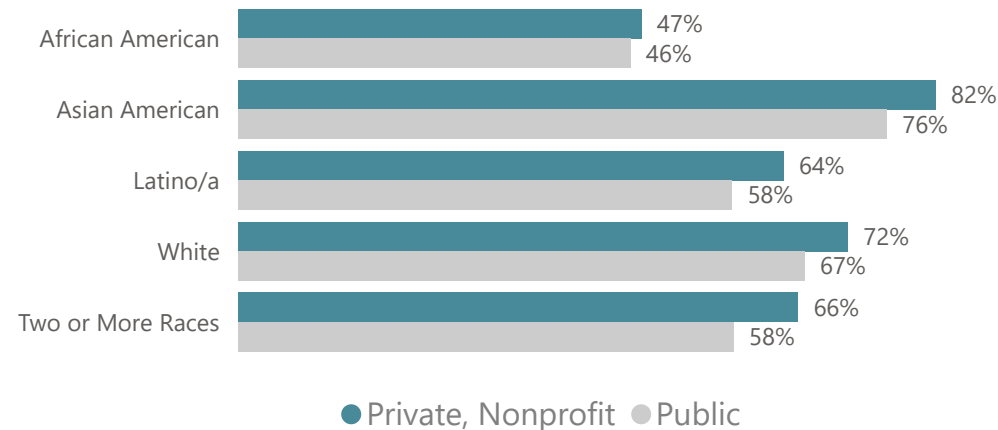
4-Year Graduation Rates



6-Year Graduation Rates



6-Year Graduation Rates by Race/Ethnicity, 4-Year Colleges



8-Year Graduation Rates, Pell Grant Recipients, 4-Year Colleges



Sources: U.S. Department of Education, National Center for Education Statistics, IPEDS Completions, 12-Month Unduplicated Enrollment, and Outcome Measures components, 2021-22 and 2022-23; Office of Federal Student Aid, Official National Cohort Default Rate, FY 16-18; 2020 National Survey of Student Engagement; Digest of Education Statistics, 2022.