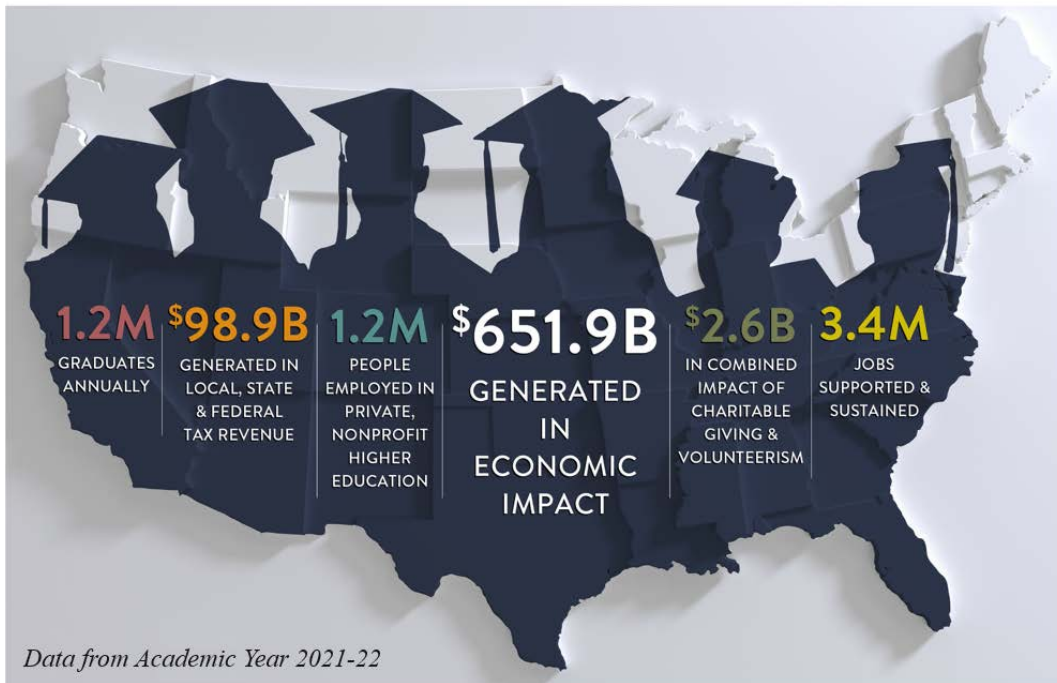


There are more than **1,700** private, nonprofit colleges and universities in the U.S., enrolling more than **5.2 million students** in all 50 states, the District of Columbia, and Puerto Rico. There is a private, nonprofit college or university in **393 of the 435 congressional districts**. Of students attending a four-year college or university, **one of four** is enrolled at a private, nonprofit college or institution. The median enrollment of four-year private, nonprofit institutions is **1,255 students** and **one out of five** has **fewer than 250 students**.

## Provides significant economic, social, and cultural contributions.


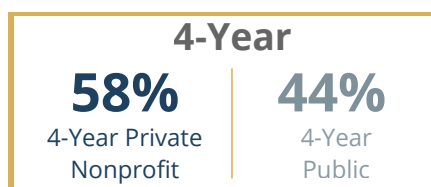


Over the course of a forty-year career, the **584,000** students who **received a bachelor's degree** from a private, nonprofit college in 2019 will:

- Earn **\$3.1 trillion**
- Support and sustain a cumulative total of **17.4 million jobs**
- Generate **\$382 billion in tax revenue** at the local, state, and federal level.

## Enrolls and graduates students from all backgrounds.

### Graduation Rates



**Enrolls and graduates students from all backgrounds (continued).**

Bachelor's Degree  
Completed in 4 Years

**84%**

4-Year Private, Nonprofit  
College Students

**70%**

4-Year Public  
College Students

Pell Grant  
Recipients

**38%**

4-Year Private, Nonprofit  
College Students

**40%**

4-Year Public  
College Students

Undergraduates  
25 Years and Older

**22%**

4-Year Private, Nonprofit  
College Students

**16%**

4-Year Public  
College Students

Enrolls similar percentages of **students from underrepresented groups** as do four-year public colleges and universities.

**African-American**

**13% | 12%**

4-Year Private Nonprofit | 4-Year Public

**Asian-American**

**8% | 8%**

4-Year Private Nonprofit | 4-Year Public

**Latino/a**

**16% | 21%**

4-Year Private Nonprofit | 4-Year Public

**Women**

**59% | 57%**

4-Year Private Nonprofit | 4-Year Public

**Is affordable and attainable.**

Average Net Tuition and Fees  
Declined Over the Last Decade  
*(in 2023 dollars)*

**\$18,010 → \$15,910**

2013-14 | 2023-24

Median Endowment

**\$42.2M | \$42.4M**

4-Year Private, Nonprofit Colleges | 4-Year Public Colleges

Average Debt Among Bachelor  
Degree Recipients Who Borrowed

**\$33,600 | \$27,400**

Private, Nonprofit College Students | 4-Year Public College Students

Share of Grant Aid  
from Institutional Resources

**75% | 32%**

4-Year Private, Nonprofit Colleges | 4-Year Public Colleges

NAICU serves as the unified national voice of independent higher education and reflects the diversity of private, nonprofit higher education in the U.S. The private, nonprofit sector of higher education includes major research universities, faith-based colleges, Historically Black Colleges and Universities, Minority-Serving Institutions, Tribal Colleges and Universities, art and design colleges, traditional liberal arts and science institutions, women's colleges, two-year colleges, and schools of law, medicine, engineering, business, and other professions.



### Sources

---

- “Private, Nonprofit Higher Education: Shaping Lives and Anchoring Communities,” National Association of Independent Colleges and Universities, April 2021. Updated January 2024.
- Integrated Postsecondary Education Data System (IPEDS), Spring 2002 through Spring 2014 and Winter 2014-15 through Winter 2021-22, Graduation Rates component; and IPEDS Winter 2015, Admissions component; U.S. Department of Education, National Center for Education Statistics.
- Beginning Postsecondary Students Longitudinal Study (BPS:12/17), U.S. Department of Education, National Center for Education Statistics, October 2019.
- U.S. Department of Education, National Center for Education Statistics, National Postsecondary Student Aid Study: 2020 Undergraduate Students (NPSAS:UG).
- Integrated Postsecondary Education Data System (IPEDS), Institutional Characteristics (2021-22), Finance (FY 2022), Fall Enrollment (2022), and 12-month Enrollment (2021-22) surveys, U.S. Department of Education, National Center for Education Statistics.
- College Board, “Trends in College Pricing and Student Aid 2023”, October 2023.