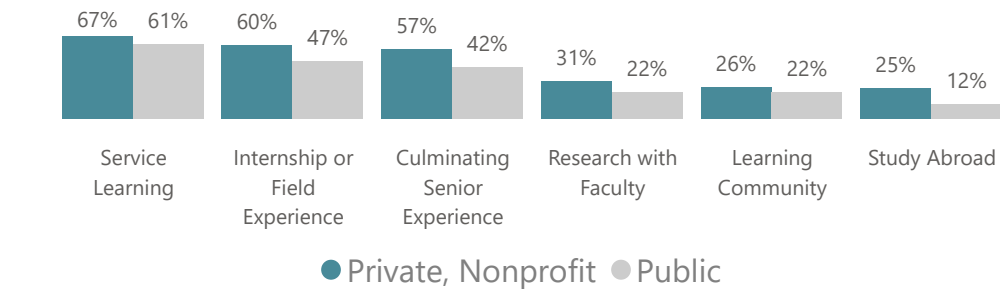
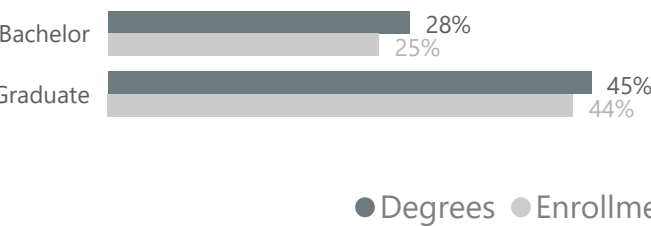


Private, Nonprofit Colleges Are Effective

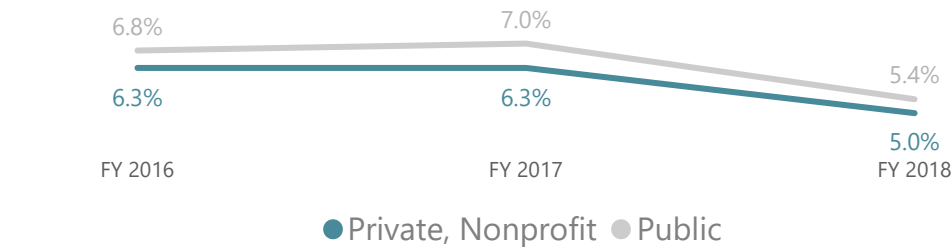
Share of Students with Impactful Experience, 4-Year Colleges, 2019-20



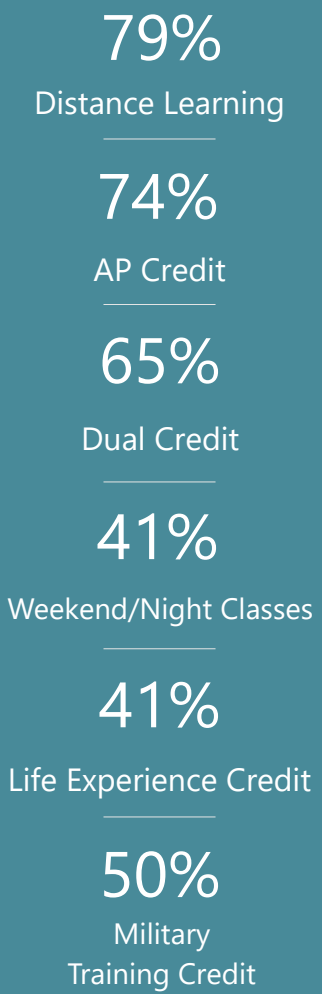
Share of Degrees Awarded by Private, Nonprofit Colleges, 2020-21



National Cohort Default Rates, 4-Year Colleges, Fiscal Years 2016-2018



Share of Private, Nonprofit Colleges Offering Alternative Learning Options, 2020-21



4-Year Graduation Rates

57%

4-Year Private, Nonprofit

42%

4-Year Public

6-Year Graduation Rates

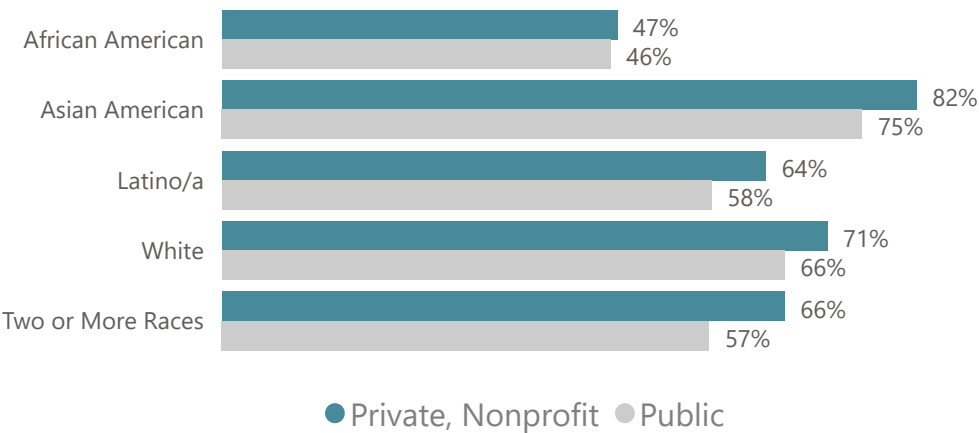
68%

4-Year Private, Nonprofit


63%

4-Year Public

6-Year Graduation Rates by Race/Ethnicity, 4-Year Colleges



6-Year Graduation Rates, Pell Grant Recipients, 4-Year Colleges



Sources: U.S. Department of Education, National Center for Education Statistics, IPEDS Completions and 12-Month Unduplicated Enrollment components, 2020-21; Office of Federal Student Aid, Official National Cohort Default Rate, FY 16-18; Graduation Rates for Selected Cohorts, 2013-18; 2020 National Survey of Student Engagement; Digest of Education Statistics, 2022