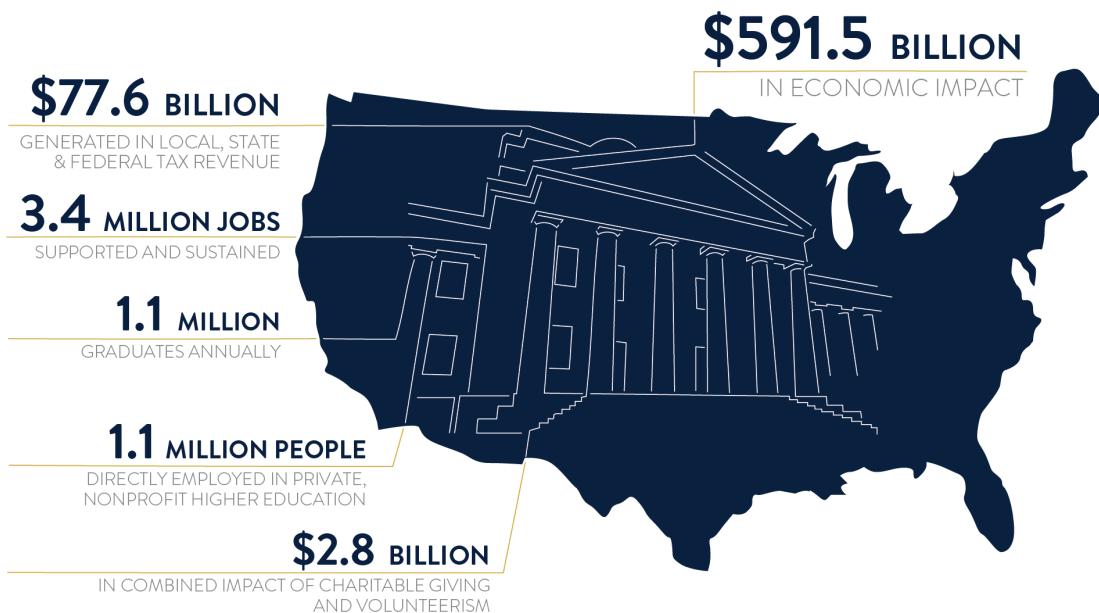


There are more than **1,700** private, nonprofit colleges and universities in the U.S., enrolling over **5 million students** in all 50 states, the District of Columbia, and Puerto Rico. There is a private, nonprofit college or university in **392 of the 435 congressional districts**. Of students attending a four-year college or university, **one of four** is enrolled at a private, nonprofit college or institution. The median enrollment of four-year private, nonprofit institutions is **1,317 students** and **one out of five** has **fewer than 250 students**.

Provides significant economic, social, and cultural contributions.


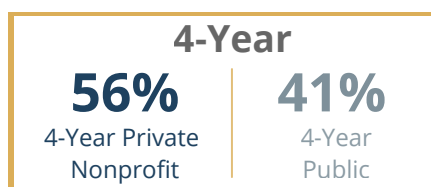


Over the course of a forty-year career, the **584,000** students who **received a bachelor's degree** from a private, nonprofit college in 2019 will:

- Earn **\$3.1 trillion**
- Support and sustain a cumulative total of **17.4 million jobs**
- Generate **\$382 billion in tax revenue** at the local, state, and federal level.

Enrolls and graduates students from all backgrounds.

Graduation Rates



Enrolls and graduates students from all backgrounds (continued).

Bachelor's Degree
Completed in 4 Years

84%

4-Year Private, Nonprofit
College Students

70%

4-Year Public
College Students

Pell Grant
Recipients

38%

4-Year Private, Nonprofit
College Students

40%

4-Year Public
College Students

Undergraduates
25 Years and Older

23%

4-Year Private, Nonprofit
College Students

18%

4-Year Public
College Students

Enrolls similar percentages of **students from underrepresented groups** as do four-year public colleges and universities.

African-American		Asian-American		Latino/a		Women	
13%	12%	6%	8%	16%	22%	58%	56%
4-Year Private Nonprofit	4-Year Public	4-Year Private Nonprofit	4-Year Public	4-Year Private Nonprofit	4-Year Public	4-Year Private Nonprofit	4-Year Public

Is affordable and attainable.

Net Tuition and Fees Declined

Over the Last Decade

(inflation adjusted)

\$15,760 → \$14,990

2011-12

2021-22

Median Endowment

\$37.1M

4-Year Private,
Nonprofit Colleges

37.7M

4-Year Public
Colleges

Average Debt Among Bachelor
Degree Recipients Who Borrowed

\$33,600

Private, Nonprofit
College Students

\$26,700

4-Year Public
College Students

Share of **Grant Aid**
from **Institutional Resources**

74%

4-Year Private,
Nonprofit Colleges

31%

4-Year Public
Colleges

NAICU serves as the unified national voice of independent higher education and reflects the diversity of private, nonprofit higher education in the U.S. The private, nonprofit sector of higher education includes major research universities, faith-based colleges, Historically Black Colleges and Universities, Minority-Serving Institutions, Tribal Colleges and Universities, art and design colleges, traditional liberal arts and science institutions, women's colleges, two-year colleges, and schools of law, medicine, engineering, business, and other professions.



Sources

- "Private, Nonprofit Higher Education: Shaping Lives and Anchoring Communities," National Association of Independent Colleges and Universities, April 2021.
- Integrated Postsecondary Education Data System (IPEDS), Spring 2002 through Spring 2013 and Winter 2013-14 through Winter 2019-20, Graduation Rates component; and IPEDS Fall 2013, Institutional Characteristics component, U.S. Department of Education, National Center for Education Statistics
- "Graduation Rates for Selected Cohorts, 2009–14; Outcome Measures for Cohort Year 2009–10; Student Financial Aid, Academic Year 2016–17; and Admissions in Postsecondary Institutions, Fall 2017," U.S. Department of Education. Washington, DC: National Center for Education Statistics, 2018.
- Beginning Postsecondary Students Longitudinal Study (BPS:12/17), U.S. Department of Education, National Center for Education Statistics, October 2019
- 2015-16 National Postsecondary Student Aid Study (NPSAS:16), U.S. Department of Education, National Center for Education Statistics.
- Integrated Postsecondary Education Data System (IPEDS), Institutional Characteristics (2020-21), Finance (FY 2020), and 12-month Enrollment (2019-20) surveys, U.S. Department of Education, National Center for Education Statistics.
- College Board, "Trends in College Pricing and Student Aid 2021", October 2021.
- College Board, "Trends in Student Aid 2018", October 2018.